

REMOTE ACCESS FOR NORTH IOWA ACCOUNTS

From any internet browser go to: <https://rds.northiowa.org/rdweb>

Login with your username and password. (Be sure to use the NI domain before your username. ni\)

Work Resources
RemoteApp and Desktop Connection

Help

ni\...

Domain\user name: ni\ostermann


Password: [masked]

Sign in

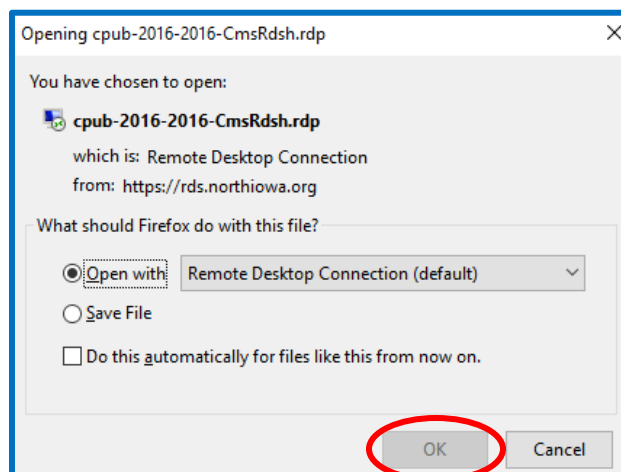
Security
Warning: By logging in to this web page, you confirm that this computer complies with your organization's security policy.

To protect against unauthorized access, your RD Web Access session will automatically time out after a period of inactivity. If your session ends, refresh your browser and sign in again.

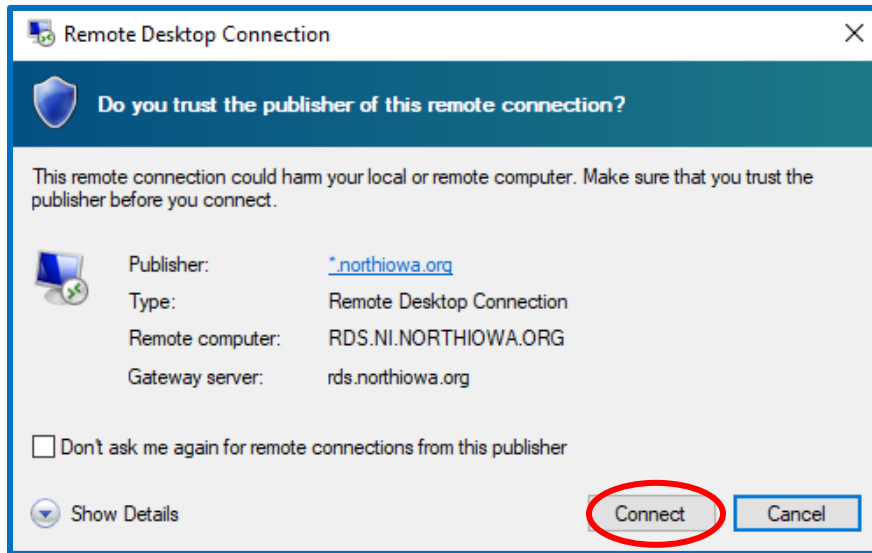
You should see a "Remote Desktop" icon. Click on it.



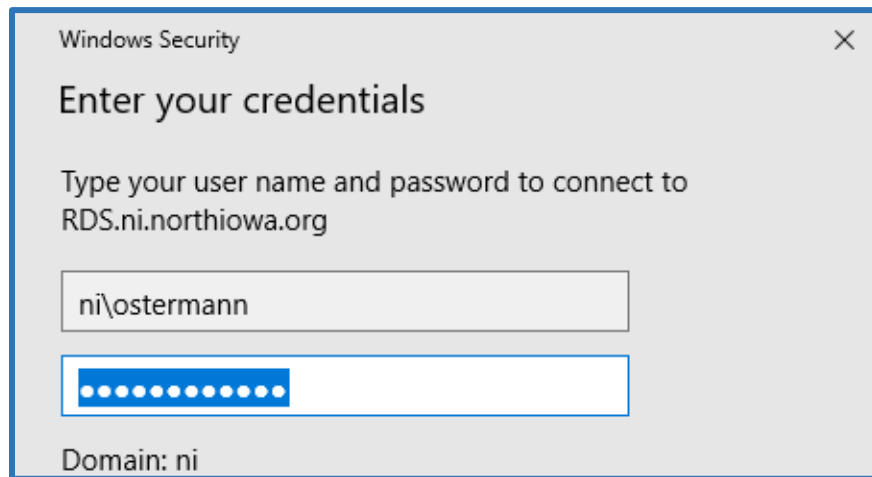
Click on OK when it asks to open with Remote Desktop Connection.



Choose Connect



Enter your NI credentials (username and password) Remember to use the domain ni\ before your username.



You should now have access to your North Iowa account.