

# **2016 ANNUAL MEETING OF THE NORTH IOWA COMMUNITY SCHOOL DISTRICT**

## **A REVIEW OF THE 2015-2016 ACADEMIC / FISCAL YEAR**



AGENDA  
August 15, 2016  
North Iowa School Commons

<u>Content</u>	<u>Page</u>
Annual Meeting Intended Outcomes	2
About North Iowa	3
What Has Been Going On?	4
Our Mission Statement and Philosophy	5
Broad Program Goals	6
Essential Learnings and Indicators of Success	7
Board Goals and Self-Assessment Tool	8
What Do The Numbers Tell Us?	9 – 14
Considerations For The 2015-2016 School Year	15 – 16
Our short-term and long-term facilities goals	17 – 18
Student Achievement Data	19 – 22

Questions are encouraged throughout the evening meeting.

# Annual Meeting Intended Outcomes

- A) The North Iowa Community School Board of Education desires to partner with all district patrons and to keep them informed as to the quality educational program their tax dollars are paying for.
  
- B) The North Iowa Community School Board of Education will model the use of data to make research-based short-term and long-term educational, fiscal, and staffing decisions.
  
- C) The North Iowa Community School Board of Education is using the annual meeting to reflect on where we have been and to map where we are going as a school district.

## North Iowa Community School Board Members

<u>Member</u>	<u>District</u>	<u>Board Term</u>	<u>Email Address</u>
Mark Ostermann	District # 1	2015 – 2017	ostermannm@northiowa.org
Jamie Price	District # 2	2011 – 2019	jprice@northiowa.org
John Helland	District # 3	2016 – 2017	john.helland@northiowa.org
Rande Giesking	District # 4	2005 – 2019	rande.giesking@northiowa.org
Matt Duve	District # 5	2008 – 2019	matt.duve@northiowa.org
Renae Sachs	At Large	2006 – 2017	renae.sachs@northiowa.org
Rachel Wubben	At Large	2013 – 2017	rachel.wubben@northiowa.org



The North Iowa Community School District is located in beautiful north-central Iowa. Surrounded by some of the richest farm land in the world, we have nurtured one of the richest educational experiences found in Iowa.

The Board of Education has created a research-based and data driven decision making process. All school decisions are framed around “What is best for kids.”

The faculty is the foundation of a strong school system and North Iowa boasts a highly qualified faculty with a vast array of educational experiences. This collaborative staff of life longer learners is both progressive and reflective, as evidenced by the numerous academic changes and implementation of the newest programs and instructional strategies.

The district is fortunate to have a support staff that is truly supportive of the district and the community at large. Our support staff contributes to the personal and warm working environment within our buildings.

Innovative, energetic, open, and caring people make up our administrative team. The thrust of the administrative team is to create a learner-centered environment that assists all learners to reach their desired goals regardless of age or ability level.

North Iowa Community School District offers a comprehensive co-curricular program and stresses student involvement in a wide range of activities in an attempt to help young people to become well-rounded citizens. The emphasis on all co-curricular offerings is participation. The co-curricular offerings are an extension of our classrooms and require we use those offerings to help promote democracy, citizenship, sportsmanship, and collaboration.

Our communities still value their church, school, local businesses, friendships, and children. Their support for “doing the right thing for kids” can not be duplicated in many places today. They are well read, ask good questions, support school activities, and want the best for all our children.

# What Has Been Going On?

**Success Center After School Program** ... Tornado Safe Room (Wellness Center) continues to be utilized by school and community ..... **Elementary Fine Arts Day** ..... DESTINATION D.C. COMPLETED THEIR 12<sup>TH</sup> TRIP ..... Large number of students qualified for State Speech .... RSVP reading program continues to be a positive experience for Elementary & Middle School students ..... High School/Middle School 9<sup>th</sup> Hour Homeroom ..... **Teachers involved in Professional Learning Committees (PLC)** ... Approved to receive Microsoft Settlement money to implement iRead program ..... School Improvement Advisory Committee meetings ..... Work on Iowa Core Curriculum implementation ..... **Old Creamery Theater performance on positive character** ... *Cathy Angel's Making Reading Heavenly*... Regular monthly school board meetings and special meetings as needed ... Ben Slotter Scholarship (\$2,500) was awarded to qualifying Graduating Seniors ... **ON-GOING PARTNERSHIP BETWEEN THE SCHOOL AND LITTLE BISON CHILDCARE CENTER** ..... continued research and development of a standards-based assessment curriculum ..... Newspaper articles about the school or school events ... *Preschool Site Visit resulting in Iowa Department of Education State Accreditation*..... North Iowa Alternative School providing successful alternative education ... **LINKS Parent/Teacher Organization** ... Increased Student Enrollment ... **Summer School** ... *Guided Reading* ..... **EnVision Math**..... Laptop computers for all 5<sup>th</sup> – 12<sup>th</sup> grade students .... **FALL PLAY** ..... **Ongoing Booster Club Support** .... “Prime for Life” positive decision making program for all 9<sup>th</sup> grade students .... **Hired outstanding new teachers and staff**.... Resurfaced track ... Continued membership with MISIC and use of MAP Testing to strengthen assessment and alignment to Iowa Core Curriculum .... **Elmore Instructional Rounds for Administration** ..... linked with local historical group for a unique 4<sup>th</sup> grade day at a rural county school ..... **Continued wrestling sharing agreement with Forest City CSD**....Creation of new elementary office .... Student Council hosted Senior Citizen meal ... **Middle School and High School eReading Clubs** ..... Track team took multiple student-athletes to State Meet ... *Spring Musical “Marry Poppins”* ... **BACK TO SCHOOL BASH** .....Hoops for Heart service project ..... Fish Iowa Grant recipient ..... **LARGE ROOFING PROJECT COMPLETED** .... *Creation of the Top of Iowa super conference* .... **FFA farm project - rental of 40 acres** ... *Achieve 3000 and Ascend Math* .... **3M School Supplies Donation** .... *Ag in the Classroom* ..... **Backpack Buddies** .... **Successful collective bargaining agreement between school district and NIEA** ... Invent Iowa ... *Qualified students for State Bowling and State Golf* ... **KINDERGARTEN CIRCUS** ... Pennies for Patients service project ... *Educational Field trips* ... **IASB School Board Convention** ... **Implementation of Summer Food Program** ...

Caring and compassionate teachers educating our children on a daily basis.

The mission of the  
North Iowa Community School District:

# "LINKING STUDENTS WITH SUCCESS"

## OUR EDUCATIONAL PHILOSOPHY

- We believe all children can and want to learn.
- We believe the relationship between the teacher and the learner requires a commitment to learning by all parties involved.
- We believe the school should actively develop a partnership involving parents and the community. The purpose of the partnership is to help insure the learner achieve success.
- We believe the school should provide equal opportunities for students to develop their individual potential regardless of disability, race, sex, and/or socioeconomic background.
- We believe parents, the school, and the community must impart to students a system of moral standards and beliefs allowing them to function in a democratic society.



## *BROAD PROGRAM GOALS*

1. We must create a caring environment in which academic learning is a top priority and students are committed to lifelong learning. As a community of learners and educators, it is our responsibility to mold a learning environment that is centered on student needs and committed to helping every learner reach her/his greatest potential.
2. We must help students develop a positive self-concept, understand themselves, have confidence in their abilities, and accept responsibility for their own education and personal development.
3. We must produce students who can adapt to change, respect others, and work cooperatively to become contributing members of society.
4. We must help students understand and acquire the skills, knowledge, attitudes, and values necessary to participate in a democratic society.
5. We must provide students with an understanding of the global nature of society, the interdependence of the world's people, and their effect on the world's environment.



## North Iowa Community Schools Essential Learnings and Indicators of Success

North Iowa students will be successful communicators.

Successful communicators:

- express needs and ideas so others understand,
- interprets experiences,
- evaluates and analyzes information,
- listens and perceives information from others.

North Iowa students will use good problem solving skills.

Successful problem solvers:

- apply skills to real life situations,
- learn from past experiences,
- use a variety of appropriate technology,
- demonstrates appropriate risk taking,
- demonstrates flexibility in their thinking,
- shows conflict management skills.

North Iowa students will be life-long learners.

Life-long learners:

- demonstrate self-sufficiency/self-directed learning,
- demonstrate appropriate use of resources,
- demonstrate adaptability to various situations,
- demonstrate perseverance.

North Iowa students will practice good citizenship.

Good citizens:

- demonstrate responsibility and active participation in the democratic community,
- demonstrate effective use of social skills,
- shows responsibility for themselves, to others, and to the world.



# North Iowa Community Schools Board Goals & Self-Assessment Tool

## *How am I doing as a school board member?*

### *Am I personally working as a team member to help the team reach this goal?*

<p>It is the goal of the North Iowa Community School District to reflect a student centered atmosphere in every offering or action taken by the school board, administrative team, faculty, and support staff.</p>	<p>YES</p>	<p>NO</p>
<p>It is the goal of the North Iowa Community School District to collect, analyze, and use data to strengthen the present curriculum resulting in increased student learning, test performance, and overall achievement.</p>	<p>YES</p>	<p>NO</p>
<p>It is the goal of the North Iowa Community School District to expect all learners, regardless of age or background, to demonstrate the appropriate use and understanding of technology as a tool in learning and work.</p>	<p>YES</p>	<p>NO</p>
<p>It is the goal of the North Iowa Community School District to partner with parents and community leaders/organizations to address the needs of children and parents in order to maximize every child's ability, regardless of age, to enter school ready to learn.</p>	<p>YES</p>	<p>NO</p>
<p>It is the goal of the North Iowa Community School District to expect all district employees and elected officials to reflect fiscal responsibility and long-term fiscal planning.</p>	<p>YES</p>	<p>NO</p>
<p>It is the goal of the North Iowa Community School District to encourage maximum community involvement in all district activities/decisions and as a result developing a pride in ownership by all community members and all patrons of the district.</p>	<p>YES</p>	<p>NO</p>
<p>It is the goal of the North Iowa Community School District to provide learners with the safest, inviting, structurally sound, and educationally rich learning environment possible within the limits of the district's financial standing.</p>	<p>YES</p>	<p>NO</p>



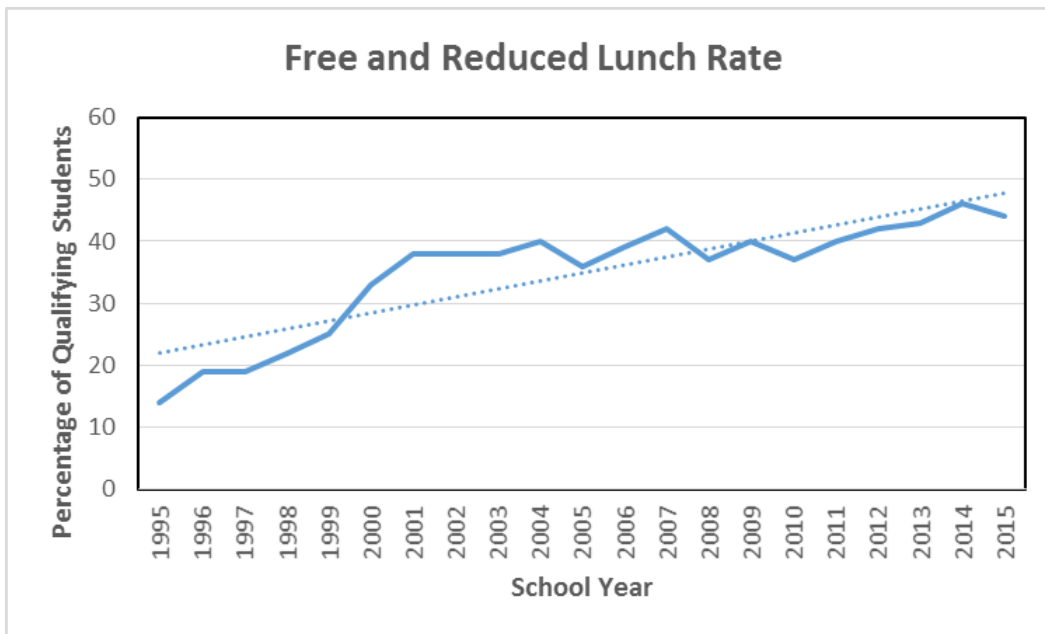
# What Do The Numbers Tell Us ?

Numbers do not tell the entire story about a school district or any organization.

The numbers paint a picture, show trends, reflect patterns, and are indicators as to the direction the organization is moving. The numbers can be used to help map future direction and be a “snapshot” as to where the priorities of an organization are.

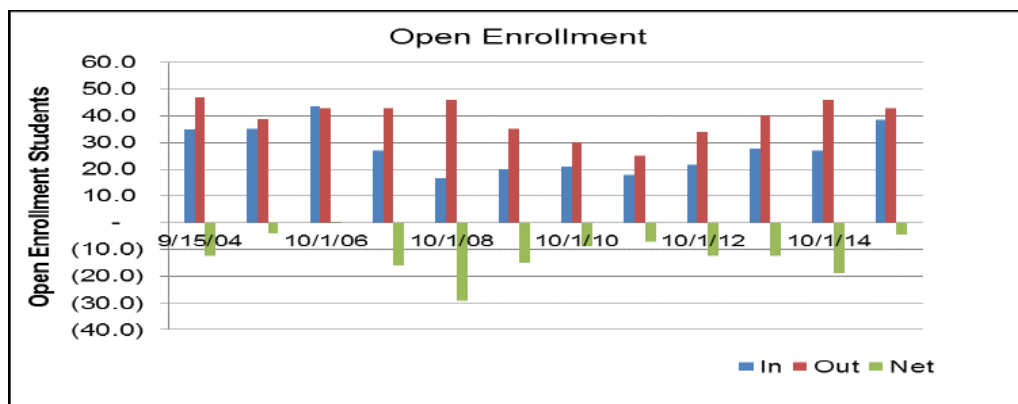
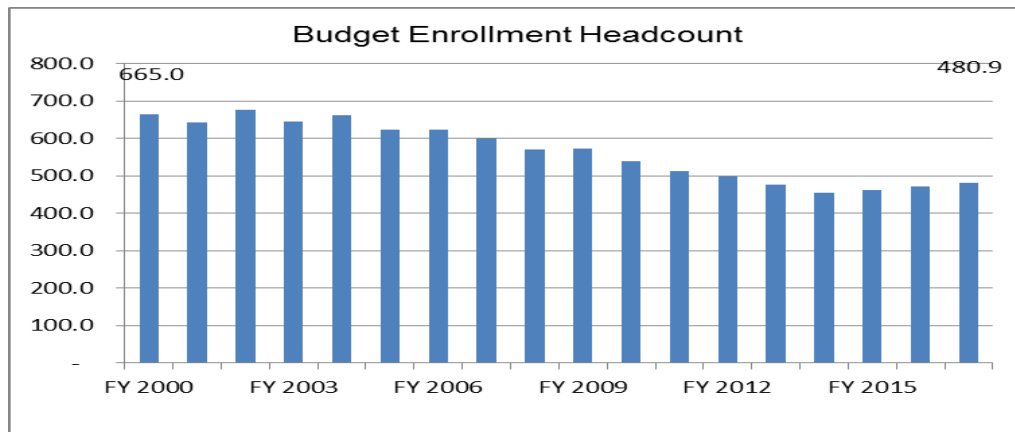
## Free and Reduced Hot Lunch

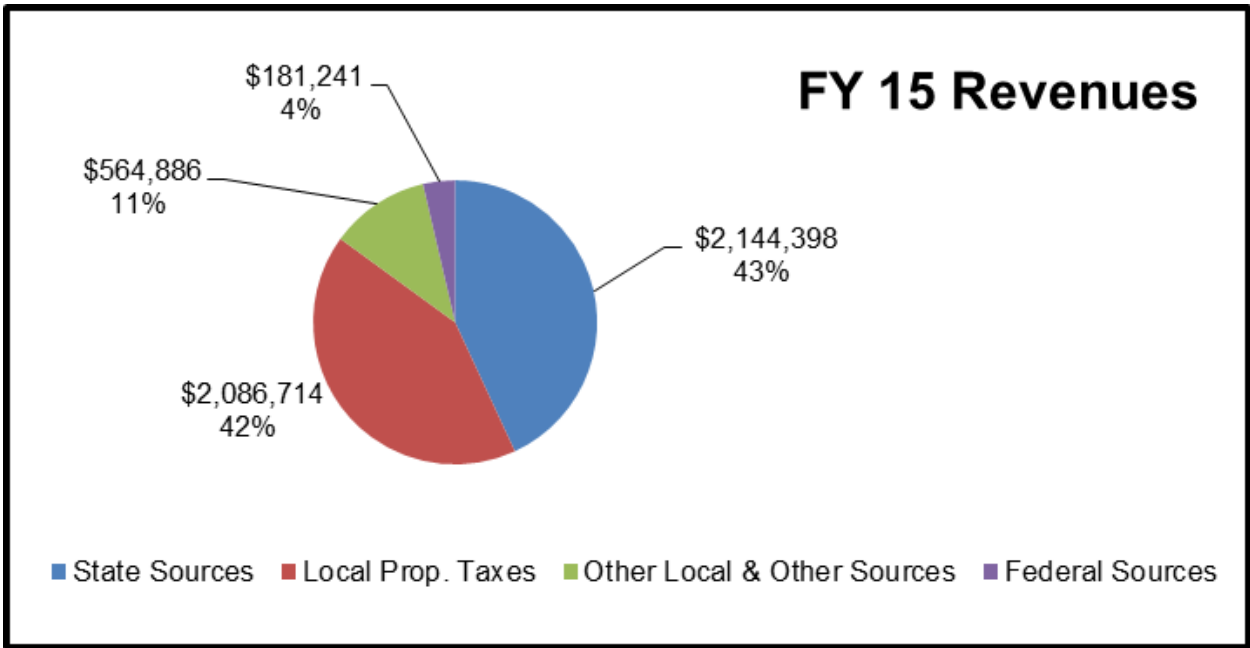
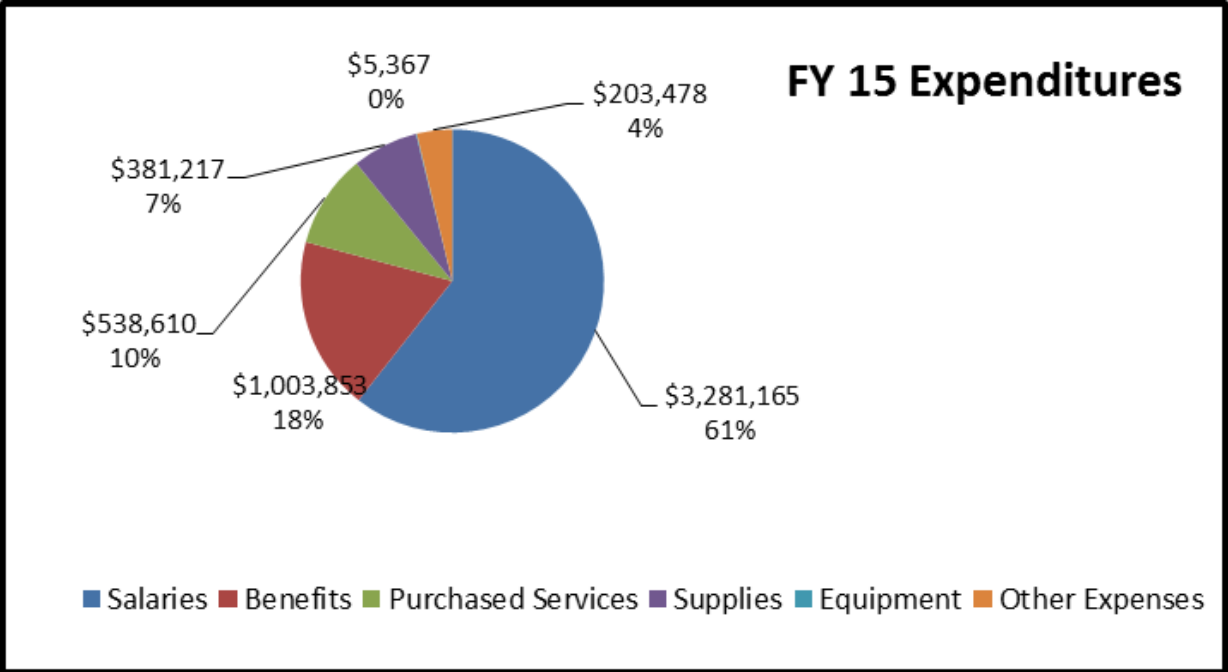
1995-1996 ... 14.6 %	2005-2006 ... 36.7 %
1996-1997 ... 19.2 %	2006-2007 ... 39.1 %
1997-1998 ... 19.8 %	2007-2008 ... 42.7 %
1998-1999 ... 22.8 %	2008-2009 ... 37.8 %
1999-2000 ... 25.2 %	2009-2010 ... 46.0 %
2000-2001 ... 33.6 %	2010-2011 ... 37.5 %
2001-2002 ... 38.9 %	2011-2012 ... 40.16 %
2002-2003 ... 38.9 %	2012-2013 ... 42.50 %
2003-2004 ... 38.5 %	2013-2014 ... 43.25 %
2004-2005 ... 40.3 %	2014-2015 ... 46.79 %
	2015-2016 ... 44.56 %



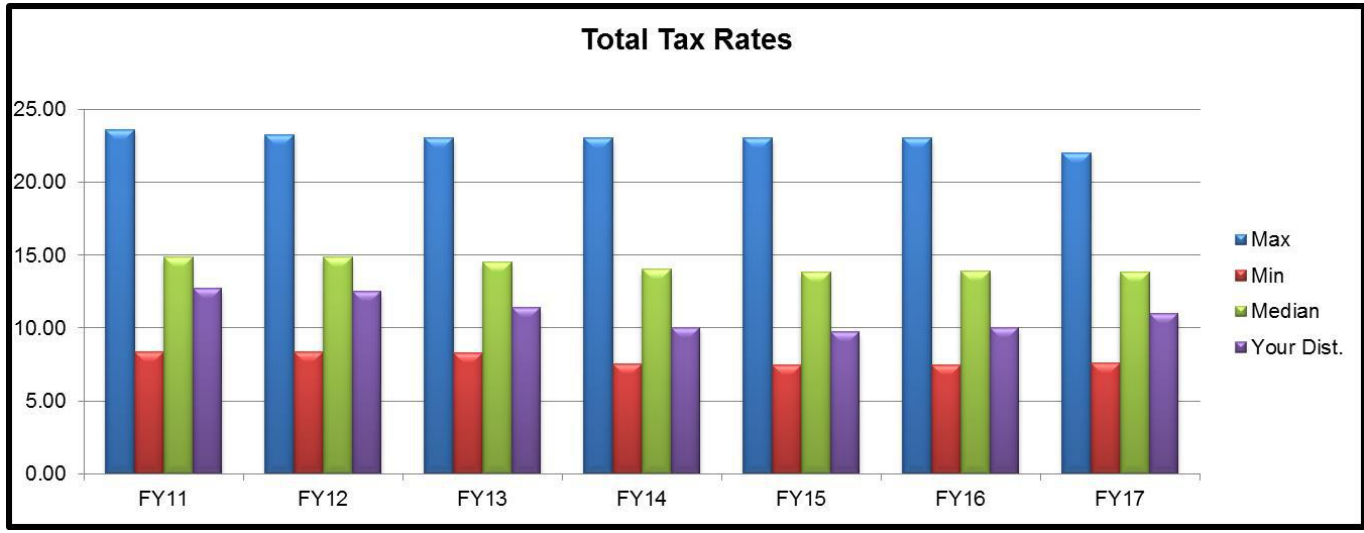
## Certified Student Enrollment

	Total Enrollment	Open Enrollment	
		Out	In
1996-1997	654	51	17
1997-1998	642	53	18
1998-1999	649.1	51	10
1999-2000	671.1	65	10
2000-2001	655.3	55	12
2001-2002	653.1	51	14
2002-2003	660.6	50	16
2003-2004	624.0	44	26
2004-2005	622.6	47	34
2005-2006	598.8	39	26
2006-2007	569.7	43	43
2007-2008	572.0	43	27
2008-2009	539.9	46	16
2009-2010	511.8	35	20
2010-2011	496.9	31	21
2011-2012	476.5	29	19
2012-2013	454.8	35	19
2013-2014	462.6	40	26
2014-2015	470.9	48	32
2015-2016	480.9	43	34





North Iowa Historical Tax Rate						
FY11	FY12	FY13	FY14	FY15	FY16	FY17
12.71	12.51	11.41	10.06	9.74	10.03	10.99



**FINAL K-12 SCHOOL TAXATION RATES AND TAXES**  
DEPARTMENT OF MANAGEMENT - REPORT DATE JUNE 3, 2016  
1-1-15 VALUATIONS FOR 2016-2017 BUDGETS

0873 NORTH IOWA

	TAX RATE	TOTAL DOLLARS	PROPERTY TAX	ESTIMATED UTIL REPL
SUBTOTAL GENERAL	8.47172	2,643,281	2,614,877	28,404
INSTRUCTIONAL SUPPORT	0.03924	14,778	14,647	131
TOTAL GENERAL	8.51096	2,658,059	2,629,524	28,535
MANAGEMENT AMANA LIBRARY	0.88138	275,001	272,046	2,955
VOTED PHYSICAL PLANT/EQ REGULAR PHYSICAL PLANT/EQ REORG/EQUALIZATION PLAYGROUND DEBT SERVICE	0.33000 0.13500 1.13707	124,282 42,122 428,234	123,176 41,669 424,422	1,106 453 3,812
<b>GRAND TOTAL</b>	<b>10.99441</b>	<b>3,527,698</b>	<b>3,490,837</b>	<b>36,861</b>
		<b>WITH GAS &amp; ELECTRIC</b>	<b>W/O GAS &amp; ELECTRIC</b>	
TOTAL NET VALUATION		312,012,271	308,659,533	
TIF VALUATION		64,599,849	64,599,849	
DEBT SERVICE/PPEL/ISL VALUATION		376,612,120	373,259,382	

FY 2016/2017 AID AND LEVY, TAX, AND PROGRAM SUMMARY  
DEPARTMENT OF MANAGEMENT - REPORT DATE JUNE 3, 2016

	TOTAL PROPERTY & UTIL REPL TAXES	INCOME SURTAXES	STATE AID	TOTAL PROGRAM AUTHORITY*	SURTAX RATE	FINAL YEAR
0873	NORTH IOWA					
COMBINED DISTRICT COST	2,294,905		2,067,559	4,398,104		
PRESCHOOL STATE AID			125,229	125,229		
INSTRUCTIONAL SUPPORT	14,778	267,987	0	282,765	11	2022
ED IMPROVEMENT	0	0		0	0	
CASH RESERVE-SBRC	238,376					
CASH RESERVE-OTHER	110,000					
-USE OF FUND BALANCE TO REDUCE TAXES	0					
SUBTOTAL GENERAL FUND	2,658,059					
MANAGEMENT	275,000					
AMANA LIBRARY	0					
VOTED PHYSICAL PLANT AND EQUIPMENT	0	0		0	0	0
REGULAR PHYSICAL PLANT AND EQUIPMENT	124,282					
PUBLIC EDUC/RECREATION (PLAYGROUND)	42,122					
DEBT SERVICE	428,235					
STATE PAYMENTS TO AEA	201,038					
STATE PAYMENTS TO DISTRICT	1,991,750					
STATE PAYMENTS TO DISTRICT INCLUDES:						
PRESCHOOL STATE AID (3117)	125,229					
TEACHER SALARY SUPPLEMENT (3204)	291,157					
EARLY INTERVENTION (3216)	29,931					
PROFESSIONAL DEVELOPMENT GENERAL (3376)	22,246					
PROFESSIONAL DEVELOPMENT CORE CURR (3373)	9,455					
TEACHER LEADERSHIP SUPPLEMENT (3116)	0					
BALANCE (3111)	1,513,752					
TALENTED AND GIFTED BUDGET MINIMUM						
FINANCE FORMULA	29,335					
REQUIRED LOCAL MATCH	9,778					
DROPOUT PREVENTION BUDGET MINIMUM						
MODIFIED SUPPLEMENTAL AMOUNT	126,092					
REQUIRED LOCAL MATCH	42,031					

NORTH IOWA	0873	NORTH IOWA				Unspent Authorized Budget Report				
0873	White Cells	Known or Calculation			Green Cells		Assumptions/Entry			
	Actual	Actual	Actual	Actual	Actual	Actual	Actual	Estimated	Estimated*	
	FY09	FY10	FY11	FY12	FY13	FY14	FY15	FY16	FY17	
Regular Program District Cost	3,234,660	3,172,992	3,066,706	2,977,425	2,911,415	2,833,404	2,995,335	3,086,750	3,222,030	
Regular Program Budget Adjustment	+	0	94,015	138,016	119,948	95,784	107,125	0	0	
Supplementary Weighting District Cost	+	70,518	69,531	58,620	38,511	28,961	50,662	86,234	86,244	
Special Ed District Cost	+	351,684	331,051	419,320	387,922	358,046	311,251	396,141	378,289	
Teacher Salary Supplement District Cost	+	0	288,587	288,587	278,655	270,542	264,267	271,102	279,197	
Prof Dev Supplement District Cost	+	0	31,249	31,249	30,201	29,322	28,666	29,477	30,373	
Early Intervention Suppl District Cost	+	0	28,879	28,879	28,006	27,190	26,670	27,687	28,584	
Teacher Leadership Suppl District Cost	+	0	0	0	0	0	0	0	0	
AEA Special Ed Support	+	156,772	153,195	152,432	147,155	142,968	137,522	148,334	151,547	
AEA Special Ed Support Adjustment	+	0	3,577	4,340	9,617	13,804	19,250	8,438	5,225	
AEA Media Services	+	26,272	25,798	24,952	24,177	23,667	22,978	24,414	25,141	
AEA Educational Services	+	29,406	28,855	27,903	27,036	26,460	25,682	27,275	28,085	
AEA Sharing District Cost	+	0	0	0	0	0	0	0	0	
AEA Teacher Salary Suppl District Cost	+	0	25,698	25,698	25,377	19,340	18,466	18,935	19,300	
AEA Prof Dev Suppl District Cost	+	0	2,951	2,951	2,915	2,220	2,119	2,174	2,215	
SBRC Modified Suppl Amt Dropout Prev	+	92,328	111,412	104,475	119,652	76,060	111,153	111,153	120,139	
SBRC Modified Suppl Amt Other #1	+	0	0	0	0	0	0	0	0	
SBRC Modified Suppl Amt Other #2	+	0	0	0	5,883	76,479	59,907	58,640	65,550	
Special Ed Deficit Modified Suppl Amt	+	105,039	94,862	19,542	95,593	58,929	160,025	172,827	180,000	
Special Ed Positive Balance Reduction	-	0	0	0	0	0	0	0	0	
Enrollment Audit Adjustment	+	-16,965	-84,825	0	0	0	0	-1,371	0	
AEA Prorata Reduction	-	13,033	14,521	13,033	36,187	36,187	29,571	29,571	29,571	
Maximum District Cost	=	4,036,681	4,363,306	4,380,637	4,281,886	4,125,000	4,149,576	4,347,224	4,457,068	
Preschool Foundation Aid	+	0	0	0	55,889	45,008	85,694	111,405	93,467	
Instructional Support Authority	+	285,083	287,788	281,101	268,418	262,288	258,531	262,601	271,078	
Ed Improvement Authority	+	0	0	0	0	0	0	0	0	
Other Misc. Income % Change			-46.7%	25.3%	-22.9%	-8.5%	41.1%	-17.4%	-4.8%	
Other Miscellaneous Income	+	886,789	472,878	592,686	456,894	418,056	589,951	487,076	635,102	
Unspent Auth Budget - Previous Year	+	1,321,732	1,093,297	1,028,570	1,375,517	1,488,201	1,486,117	1,457,812	1,252,428	
Maximum Authorized Budget	=	6,530,285	6,217,269	6,282,994	6,438,604	6,338,553	6,569,869	6,666,118	6,709,143	
Expenditures % Change			-4.6%	-5.4%	0.9%	-2.0%	5.4%	5.9%	0.0%	
Expenditures	-	5,436,988	5,188,699	4,907,477	4,950,403	4,852,436	5,112,057	5,413,690	5,723,804	
<b>Unspent Authorized Budget</b>	=	<b>1,093,297</b>	<b>1,028,570</b>	<b>1,375,517</b>	<b>1,488,201</b>	<b>1,486,117</b>	<b>1,457,812</b>	<b>1,252,428</b>	<b>985,339</b>	
<b>UAB Percentage</b>		<b>16.7%</b>	<b>16.5%</b>	<b>21.9%</b>	<b>23.1%</b>	<b>23.4%</b>	<b>22.2%</b>	<b>18.8%</b>	<b>14.7%</b>	

- Decreasing Unspent Authorized Budget is a concern and will require current and future reductions of Expenditures.
- Two main reasons for decreasing Unspent Authorized Budget:
  - Low State Supplemental Aid (average of only 1.56% increase over last 6 years).
  - Hiring of additional elementary teachers to accommodate double section elementary classes. Expenditures increased, but revenue was stagnant due to those smaller classes transitioning into middle school.

## *Considerations for the 2016-2017 School Year [and beyond]*

Not listed in any priority order.

### STUDENT ACHIEVEMENT RELATED GOALS

1. Meet the district's comprehensive school improvement goals and invest in research-based strategies/techniques/materials/technology that will help enhance greater student achievement.
2. Integrate STEM into instruction as a means to promote innovative and higher order project based learning opportunities that provide students with 21<sup>st</sup> Century Learning Skills and align to the Iowa Core Curriculum.
3. Use Professional Learning Communities as the vehicle to provide research based professional development opportunities to staff.
4. Continue to maintain communications with neighboring districts about ways to share programs and/or staff to maximize program offerings for students.
5. Be active in using technology to enrich student learning opportunities and increase the number of distance learning options for students.

Current examples:

- iRead
- E2020 Courses
- MAP Testing
- Electronic report cards
- Electronic lesson plans
- Electronic grade book
- ICN courses (offered and received)
- Elementary iPads
- Promethean Interactive Whiteboards
- MS/HS Student Laptops
- Individual Teacher Webpages
- IOWA ON-LINE courses
- Electronic two-way communication with parents/students

## *Considerations for the 2015-2016 School Year [and beyond]*

Not listed in any priority order.

### MANAGEMENT RELATED GOALS

1. Continue to make communications with families of open enrolled students and share the positive educational opportunities available in our school district.

2. Handicap-accessibility issues in all buildings and grounds.

No one should be denied access to our district's course offerings or extra-curricular events. It is a moral responsibility to be proactive in making sure our buildings and facilities are inviting and accessible to everyone.

3. Explore the "GREENING" of our school district as a way to:

- 1) become more energy efficient,
- 2) tax savings for patrons,
- 3) model for patrons and students good stewardship of limited energy resources as well as the environment.

- Energy efficient windows
- Insulation where beneficial
- Hybrid buses and small vehicles
- Solar/wind energy potential

4. Financial reports made clearer to school board members and interested patrons. The school board will work with the Superintendent and Board Secretary to design reports which they feel are more beneficial for their intended purpose.

5. Ensure faculty, staff, and administrative team ratio to students is reflective to the current student enrollment, financial condition of the district, and academic needs of the student body.

6. Upgrade facilities, as finances allow, providing a high quality learning environment to all students.

7. Provide a technology rich learning environment.



# SHORT-TERM / LONG-TERM FACILITIES PLANS

## **On-going Capital Improvements Priority List:**

1. Handicap accessibility everywhere
2. Fire Marshal Requirements met
3. Classroom furniture
4. Roofs (district-wide) as needed
5. Energy Efficiency
6. Regular maintenance of existing facilities to maximize taxpayer investment (including steam trap replacement & boiler maintenance)

## **Recent Projects:**

1. Roof replacement
2. Bathroom updates
3. Task Force office
4. Elementary office
5. Automated door security with keyless entry and security monitors
6. Band room renovation
7. HS Media Center renovation

**Past projects:**

1. Sale of Thompson School Building
2. Replace carpet in Middle School and High School Office
3. Roof replacement
4. Track resurfacing
5. Install new bathroom stall partitions
6. Wellness Center Construction and FEMA Safe Room/Gymnasium
7. New hallway ceiling in 1<sup>st</sup> floor elementary wing (ceiling tile, lighting and sprinkler system)
8. Continued asbestos removal
9. Gradual improvements to outdated classroom and media center furniture
10. New playground equipment and safety fence around playground
11. Converted multipurpose room into classrooms
12. New gymnasium wall mats
13. Football facilities updates: bleacher repair, crown on field, play clocks, paint scoreboard/goal posts
14. New energy efficient windows in the 1922 building
15. Install air conditioning in 1922 building
16. Remodel many/most of the 1922 classroom and offices
17. Sand down, repaint and finish the north gymnasium floor
18. New parking lot purchase, east side Buffalo Building
19. Replace 1922 south steps (new heated steps)

**Potential Future Projects: (rough estimates on costs)**

1. Replace roof, windows and siding for 1964 building .....	\$ 500,000
2. Terazzo floor repairs .....	\$ 30,000
3. Roof mount self-contained air conditioning and fresh air recycling unit for gym ...	\$ 68,000
4. Blacktop HS west parking lot .....	\$ 37,000
5. Restroom remodel/updates .....	\$ 60,000
6. Upgrade Kitchen stove and convection oven .....	\$ 30,000
7. Replace sidewalks on west side of playground .....	\$ 15,000
8. Replace carpet in Elementary Media Center .....	\$ 15,000
9. Convert old cafeteria into Project Based Learning Center .....	\$ 100,000
10. Solar Project	

## Student Achievement Data

We measure student progress with multiple assessments in an effort to get a complete picture of how our students are progressing. In addition to formative and summative assessments used by teachers, the following standardized tests are also used as tools for progress monitoring: Measures of Academic Progress (MAP), Iowa Assessments, and FAST (Iowa Tier).

### North Iowa Equity Data

	Students	Male	Female	White	SpEd	ELL	LowSES
<b>Elem</b>	194	98 (51%)	96 (49%)	155 (80%)	11 (6%)	12 (6%)	103 (53%)
<b>MS</b>	128	66 (52%)	62 (48%)	110 (86%)	18 (14%)	4 (3%)	55 (43%)
<b>HS</b>	144	69 (48%)	75 (52%)	124 (86%)	18 (13%)	0 (0%)	50 (35%)
<b>District</b>	466	233 (50%)	233 (50%)	389 (83%)	47 (10%)	16 (3%)	208 (45%)

### Measures of Academic Progress (MAP)

	Math		Reading		Language Arts		General Science	
	District Mean	Norm	District Mean	Norm	District Mean	Norm	District Mean	Norm
K	18.9	159.1	159.8	157.7				
1	181.5	179	180.2	176.9				
2	194.2	191.3	191.8	189.6				
3	201.6	203.1	200.4	199.2	203.7	200.3	198.7	195.5
4	206.8	212.5	205.5	206.7	205.1	207	202.1	200.8
5	205.6	221	203	212.3	203.1	212.9	198.6	205.3
6	216	225.6	209	216.4	211.9	216.2	207.6	208.1
7	222.2	230.5	219.2	219.7	215.6	218.7	213.2	210.9
8	221.2	234.5	217.1	224.4	215.4	221.3	210.5	213.5
9	221.2	236	218.1	222.9	215.9	221.8	210.8	214.3
10	231.6	236.6	225.7	223.8	224.6	222.7	218	216.2
11	236.8	238.3	226.6	223.7	224.4	223.3	221.9	na

## Iowa Assessments

### Sufficiency of the Core 2015-2016

Grade	Reading				Math			
	NP	P	A	Met via Core	NP	P	A	Met via Core
2	13 (36%)	12 (33%)	11 (31%)	64%	16 (44%)	12 (33%)	<u>8</u> (22%)	55%
3	4 (12%)	21 (64%)	<u>8</u> (24%)	88%	<u>3</u> (9%)	20 (61%)	<u>10</u> (30%)	91%
4	<u>8</u> (22%)	23 (62%)	6 (16%)	78%	<u>5</u> (14%)	28 (76%)	<u>4</u> (11%)	87%
5	<u>7</u> (23%)	15 (50%)	8 (27%)	77%	<u>11</u> (37%)	16 (53%)	3 (10%)	63%
6	<u>16</u> (46%)	12 (34%)	7 (20%)	54%	10 (29%)	21 (60%)	4 (11%)	71%
7	6 (29%)	12 (57%)	3 (14%)	71%	4 (19%)	14 (67%)	3 (14%)	81%
8	13 (34%)	20 (53%)	5 (13%)	66%	13 (34%)	22 (58%)	3 (8%)	66%
9	7 (21%)	25 (76%)	<u>1</u> (3%)	79%	12 (36%)	21 (64%)	0 (0%)	64%
10	<u>10</u> (31%)	17 (53%)	<u>5</u> (16%)	69%	7 (22%)	21 (66%)	4 (12%)	78%
11	<u>10</u> (26%)	24 (62%)	<u>5</u> (13%)	75%	11 (28%)	24 (62%)	4 (10%)	72%

Sufficiency of the Core 2015-2016

Grade	Science				Social Studies			
	NP	P	A	Met via Core	NP	P	A	Met via Core
2	13 (39%)	18 (55%)	2 (6%)	61%	12 (36%)	16 (49%)	<u>5</u> (15%)	64%
3	1 (3%)	24 (73%)	<u>8</u> (24%)	97%	<u>5</u> (15%)	21 (64%)	<u>7</u> (21%)	75%
4	<u>3</u> (8%)	25 (73%)	7 (19%)	92%	<u>7</u> (19%)	24 (69%)	<u>4</u> (12%)	81%
5	<u>11</u> (37%)	15 (50%)	4 (13%)	63%	<u>13</u> (46%)	15 (54%)	0 (00%)	54%
6	<u>11</u> (31%)	19 (53%)	6 (17%)	70%	16 (46%)	15 (43%)	4 (11%)	54%
7	4 (19%)	16 (76%)	1 (5%)	81%	7 (37%)	10 (53%)	2 (10%)	63%
8	7 (18%)	31 (82%)	0 (0%)	82%	12 (31%)	21 (56%)	5 (13%)	69%
9	10 (30%)	22 (67%)	<u>1</u> (3%)	70%	8 (24%)	23 (70%)	2 (6%)	76%
10	<u>7</u> (22%)	23 (72%)	<u>2</u> (6%)	78%	5 (15%)	20 (63%)	7 (22%)	85%
11	<u>10</u> (26%)	24 (62%)	<u>5</u> (13%)	75%	10 (26%)	23 (59%)	6 (15%)	74%

### Early Literacy Implementation (Iowa TIER and FAST)

Grade	Students	Fall Proficient	Winter Proficient	Spring Proficient
K	48	22 (47%)	29 (60%)	20 (43%)
1	44	23 (52%)	30 (68%)	28 (61%)
2	33	19 (61%)	18 (55%)	14 (44%)
3	33	26 (74%)	23 (70%)	21 (70%)
4	34	20 (56%)	19 (56%)	15 (44%)

### Average GPA for 2015 – 2016 Academic Year

5<sup>th</sup> – 3.24

9<sup>th</sup> – 2.37

6<sup>th</sup> – 3.34

10<sup>th</sup> – 2.79

7<sup>th</sup> – 3.24

11<sup>th</sup> – 2.81

8<sup>th</sup> – 3.06

12<sup>th</sup> – 3.14